

Tri-Counties Regional Center

Omar Noorzad, Ph. D., Executive Director
520 East Montecito Street, Santa Barbara, CA 93103-3274
Phone: (805) 962-7881 • Fax: (805) 884-7229
E-mail: onoorzad@tri-counties.org
www.tri-counties.org



Spring 2016

Performance Report for Tri-Counties Regional Center

Every year, the Department of Developmental Services (DDS) contracts with regional centers in California to serve individuals with developmental disabilities and families. And, every year DDS looks at how well the regional centers are doing. This report will give you information about your regional center.

Last year, at Tri-Counties Regional Center (TCRC) we served about 12,800 people with developmental disabilities. The charts on page 2 tell you about the people we serve. You'll also see how well we are doing in meeting our goals and in fulfilling our contract with DDS.

At TCRC, we want to improve every year, do better than the state average, and meet or exceed the DDS standard. As you can see in this report, we did well in

- Supporting children and families in the home,
- Ensuring that adults live in home like settings,
- Moving individuals to the community from the Developmental Center,
- Meeting all timelines for Intake and Assessment, and
- Maintaining currency of CDERs (Client Development Evaluation Record)
- Ensuring that when children must live in a facility, there are six beds or less.

But, we still need to improve in

- Ensuring that when adults must live in a facility, there are six beds or less

We hope this report helps you learn more about TCRC. If you have any questions or comments, please contact us!

This report is a summary. To see the complete report, go to: www.tri-counties.org

Or contact Mary Beth Lepkowsky, Assistant Director, Training and Organizational Development at (805) 884-7208, mlepkowsky@tri-counties.org

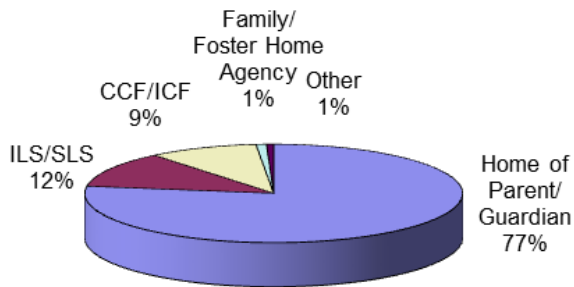


Omar Noorzad, Ph.D.
Executive Director, Tri-Counties Regional Center

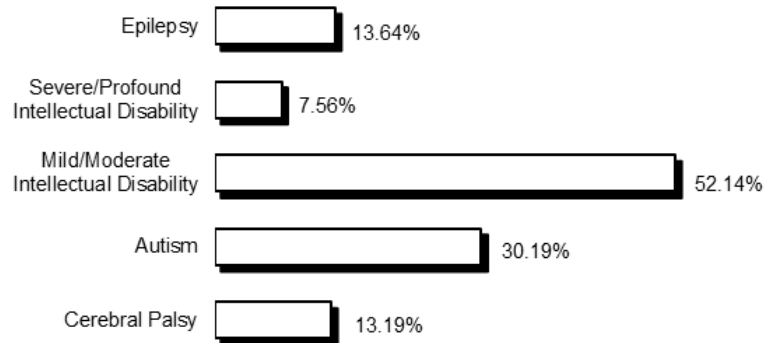
Who uses TCRC?

These charts tell you about who TCRC consumers are and where they live.

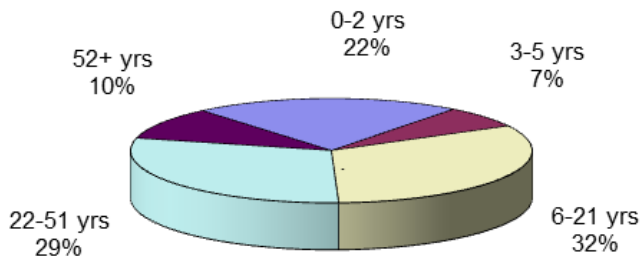
WHERE TCRC CONSUMERS LIVE



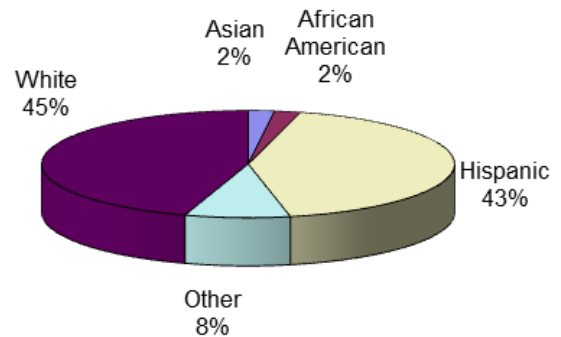
PRIMARY DIAGNOSIS OF TCRC CONSUMERS



AGE OF TCRC CONSUMERS



ETHNICITY OF TCRC CONSUMERS



How well is TCRC performing?

This chart tells you about 5 areas where DDS wants each regional center to keep improving.

The first column tells you how TCRC was doing at the beginning of 2015. And, the second column shows how TCRC was doing at the end of 2015.

To see how TCRC compares to the other regional centers in the state, compare the numbers to the state averages (in the shaded columns).

Regional Center Goals (based on Lanterman Act)	December 2014		December 2015	
	State Average	TCRC	State Average	TCRC
Less consumers live in developmental centers	0.42%	0.22%	0.36%	0.19%
More children live with families	99.04%	99.28%	99.15%	99.45%
More adults live in home settings*	77.30%	79.24%	78.04%	79.74%
Less children live in large facilities (more than 6 people)	0.07%	0.08%	0.06%	0%
Less adults live in large facilities (more than 6 people)	2.96%	4.13%	2.78%	4.02%

* Home settings include: independent living, supported living, Adult Family Home Agency homes, and consumers' family homes.

Did TCRC meet DDS standards?

Read below to see how well TCRC did in meeting DDS compliance standards:

Areas Measured	Last Period	Current Period
Passes independent audit	Yes	Yes
Passes DDS audit	Yes	Yes
Audits vendors as required	Met	Met
Didn't overspend operations budget	Yes	Yes
Participates in the federal waiver	Yes	Yes
CDERs and ESRs are updated as required (CDER is the Client Development Evaluation Report and ESR is the Early Start Report. Both contain information about consumers, including diagnosis.)*	94.57	94.28%
Intake/Assessment timelines for consumers age 3 or older met	100%	100%
IPP (<i>Individual Program Plan</i>) requirements met	98.13%	99.13%
IFSP (<i>Individualized Family Service Plan</i>) requirements met	96.81%	96.79%

*CDER and ESR currency percentages were weighted based on the regional center's Status 1 and Status 2 caseloads, to arrive at a composite score.

- TCRC met all standards for fiscal audits and controls
- TCRC met requirements for the operations budget

What about other performance areas?

In the future, we will measure how well we are doing in other areas, including:

- Meeting Intake/Assessment and IFSP timelines for children 0–3.
- Improving equal opportunities for underserved populations to access culturally competent services.
- Enhancing information about and access to Specialty Medical Care, Dental Care, and Aging-Related Healthcare, and Behavioral Health.
- Strengthening employment infrastructure that can support people to prepare for, obtain and retain integrated, competitive employment.

Want more information?

To see the complete report, go to: www.tri-counties.org or contact Mary Beth Lepkowsky, Assistant Director of Training and Organizational Development at (805) 884-7208, mlepowsky@tri-counties.org