

Tri-Counties Regional Center

Omar Noorzad, Ph.D., Executive Director
520 East Montecito Street, Santa Barbara, CA 93103
Phone: (805) 962-7881 • Fax: (805) 884-7229
E-mail: onoorzad@tri-counties.org
<http://www.tri-counties.org>



Spring 2011

Performance Report for Tri-Counties Regional Center

Every year, the Department of Developmental Services (DDS) contracts with regional centers in California to serve persons and families. And, every year DDS looks at how well the regional centers are doing. This report will give you information about your regional center.

Last year, at Tri-Counties Regional Center (TCRC) we served about 10,900 persons. The charts on page 2 tell you about the persons we serve. You'll also see how well we are doing in meeting our goals and in fulfilling our contract with DDS.

At TCRC, we want to improve every year, do better than the state average, and meet or exceed the DDS standard. As you can see in this report, we did well in:

- Moving individuals to the community from the Developmental Centers
- Supporting children and families in the home
- Ensuring that adults live in home like settings

But, we still need to improve in:

- Ensuring that when adults must live in a facility, there are six beds or less
TCRC's percentage for adults in ICFs of 3.16 vs .the state wide average of .87% is the element that contributes to the need for improvement. The incidence of illness for these adults is related to ICF place of residence.
- Ensuring that when children must live in a facility, there are six beds or less
TCRC's percentage is .02% higher than statewide average which may not be statistically significant.

We hope this report helps you learn more about TCRC. If you have any questions or comments, please contact us!

This report is a summary. To see the complete report, go to: <http://www.tri-counties.org>

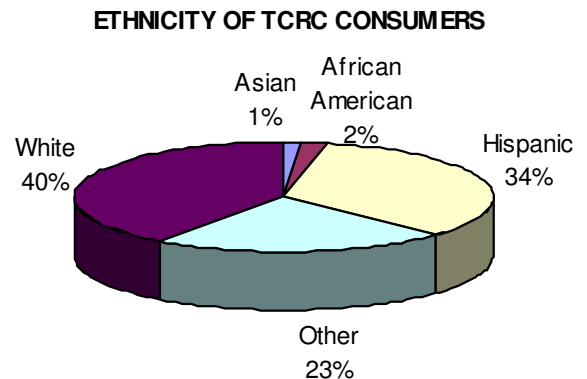
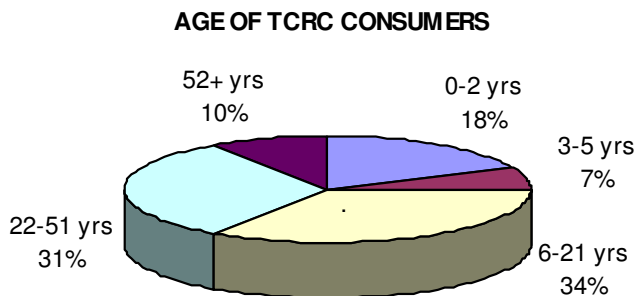
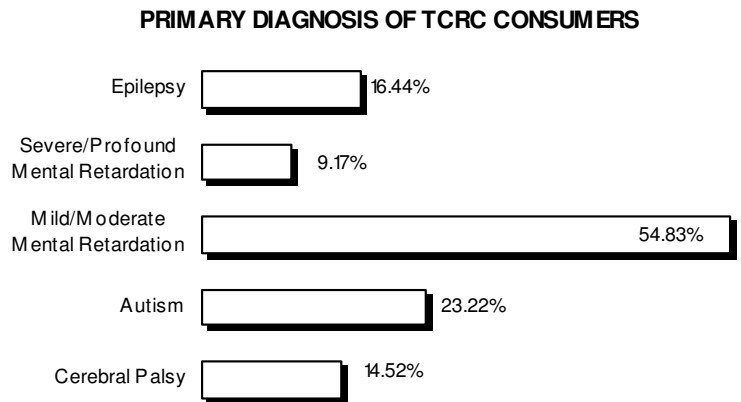
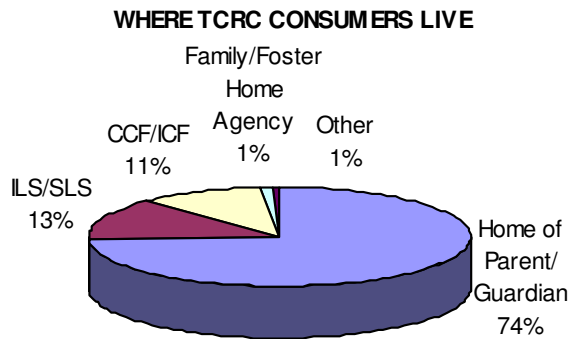
Or contact Patricia Forgey, Director of Community and Organizational Development at 805 884 7289, pforgey@tri-counties.org.

A handwritten signature in black ink that reads "Omar Noorzad".

Omar Noorzad Ph.D.
Executive Director, Tri-Counties Regional Center

Who uses TCRC?

These charts tell you about who TCRC persons are and where they live.



How well is TCRC performing?

This chart tells you about 5 areas where DDS wants each regional center to keep improving.

The first column tells you how TCRC was doing at the beginning of 2010. And, the second column shows how TCRC was doing at the end of 2010.

To see how TCRC compares to the other regional centers in the state, compare the numbers to the state averages (in the shaded columns).

Regional Center Goals (based on Lanterman Act)	December 2009		December 2010	
	State Average	TCRC	State Average	TCRC
Less persons live in developmental centers	0.91%	0.50%	0.83%	0.46%
More children live with families	98.48%	98.78%	98.60%	98.82%
More adults live in home settings*	73.20%	77.21%	73.99%	77.42%
Less children live in large facilities (more than 6 people)	0.13%	0.17%	0.13%	0.15%
Less adults live in large facilities (more than 6 people)	4.10%	5.11%	3.80%	5.00%

* Home settings include: independent living, supported living, Adult Family Home Agency homes, and persons' family homes.

Did TCRC meet DDS standards?

Read below to see how well TCRC did in meeting DDS compliance standards:

Areas Measured	Last Period	Current Period
Passes independent audit	Yes	Yes
Passes DDS audit	Yes	Yes
Audits vendors as required	Met	Met
Didn't overspend operations budget	Yes	Yes
Participates in the federal waiver	Yes	Yes
CDERs are updated as required (<i>CDER is the Client Development Evaluation Report with information about the consumer's diagnosis</i>)	NA*	98.30%
Intake/Assessment timelines for persons age 3 or older met	99.13%	99.20%
IPP (<i>Individual Program Plan</i>) requirements met	99.41%	99.48%
IFSP (<i>Individualized Family Service Plan</i>) requirements met	84.90%	90.11%

*Measure was temporarily suspended during implementation of the Revised CDER.

- met all standards for fiscal audits and controls
- met all standards for intake/assessment time lines
- experienced a slight increase in meeting IPP requirements
- experienced an increase in meeting IFSP requirements

What about other performance areas?

In the future, we will measure how well we are doing in other areas, including:

- Increasing the number of persons who work
- Ensuring that persons receive medical and dental services

Want more information?

To see the complete report, go to: <http://www.tri-counties.org>

Or contact Patricia Forgey, Director of Community & Organizational Development at 805 884 7289, pforgey@tri-counties.org.